




Instruction Sheet

- ◆ Make sure to read this instruction sheet before use.
- ◆ In the case of any unwanted symptoms after using RiUP X5 Charge, discontinue use immediately and consult a doctor or pharmacist.





Brand name:
RiUP X5 Charge

Class 1 OTC drug

Hair Growth Formula for Premature Alopecia

Triple Effect with X5 Charge



8
Active
Ingredients



The 7 supporting ingredients
boost the effect of minoxidil.

RiUP X5 Charge is a hair growth formula for premature alopecia.

It takes time for hair to grow. Use the product for at least 4 months in accordance with the directions on dosage and administration until you notice hair growth.

For sustained prevention against further hair loss, i.e., to prevent progression of existing hair loss, it is recommended to continue use of the product.

Premature alopecia is generally a form of hereditary hair thinning or hair loss that slowly progresses over several years until it becomes noticeable.

Precautions for Use

Things You Must Not Do

Failure to follow these precautions may lead to worsening of current symptoms or a greater chance of side effects occurring.

The following individuals should not use RiUP X5 Charge:

1 People with a history of allergic reactions to RiUP X5 Charge or its ingredients.

2 Women.

The safety of RiUP X5 Charge has not been verified in Japanese women. Women should use the Regenne product series, which contains 1% minoxidil.

3 Minors (below the age of 20).

No data for use in Japan is available.

4 People with non-premature alopecia (e.g., alopecia areata and hair loss caused by thyroid disease) or hair loss of an unknown cause.

RiUP X5 Charge works only for premature alopecia.

5 People with sudden or patchy hair loss.

Such individuals are very likely to be suffering from non-premature alopecia.

Do not use RiUP X5 Charge on the following:

1 Use RiUP X5 Charge on the scalp only. Do not take it orally.

This may cause symptoms such as decreased blood pressure.

2 Scalps with wounds, eczema, inflammation (redness), or other conditions.

The wound or conditions may worsen.

3 When using RiUP X5 Charge, avoid applying other hair tonics or topical products (e.g., ointments and liquids) on your scalp. If you intend to use them, discontinue using RiUP X5 Charge.

These medications may affect the absorption of RiUP X5 Charge.

Things To Consult On

1 The following people should consult a doctor or pharmacist before use:

1 People who have had allergic symptoms (e.g., rash/redness, itch, or irritation) to medicines and cosmetics.

2 People with high or low blood pressure.

RiUP X5 Charge may affect blood pressure.

3 People with a heart or kidney condition.

RiUP X5 Charge may affect the heart or kidneys.

4 People with swelling.

Further swelling may occur.

5 People who do not have a family member or sibling with premature alopecia.

Genetic factors are believed to play a major role in the onset of premature alopecia.

- 6** Elderly people aged 65 years or older.
Elderly individuals generally develop symptoms more easily.
- 7** People diagnosed with any of the following:
Thyroid dysfunction (hypothyroidism or hyperthyroidism).
The hair loss may be caused by thyroid disease.

2 **If you experience any of the following symptoms after use, you may be experiencing side effects. Discontinue use immediately and consult a doctor or pharmacist with a copy of this instruction sheet.**

Relevant Area	Symptoms
Skin	Rash and/or redness*, itch, irritation, dandruff on the scalp, sensitivity to heat at the site of use, etc.
Neuropsychiatric system	Headache, faintness, dizziness
Circulatory system	Chest pain, fast heartbeat
Metabolic system	Sudden weight gain of unknown cause, swelling in hands and feet

*: May appear in areas other than the scalp.

3 **If you do not notice improvement in any of the following after 6 months of use, discontinue use and consult a doctor or pharmacist with a copy of this instruction sheet.**

Severity of hair loss, growth of downy/vellus hair or stiff hair, or degree of hair loss (other than thick hair, less shedding of fine and short hair may also be an indication of improvement).

These may be non-premature alopecia or hair loss of other causes.

4 **If you notice worsening of hair loss or any of the following types of hair loss, discontinue use immediately and consult a doctor or pharmacist with a copy of this instruction sheet, even if you have used RiUP X5 Charge for less than 6 months.**

Other types of hair loss, such as in areas other than the head, patchy hair loss, and sudden hair loss.

These may be non-premature alopecia or hair loss of other causes.

Other Precautions

- 1 It takes time for hair to grow. Use daily for at least 4 months until you see results.
The efficacy of RiUP X5 Charge will be noticeable after 4 months of use.
- 2 The amount of hair growth varies from person to person, and RiUP X5 Charge may not work for everyone.
- 3 Continuous use of RiUP X5 Charge is needed for sustained results. After stopping, slowly return to normal use.
RiUP X5 Charge does not eliminate the cause of premature alopecia.

Indications

Promotes hair growth and healthier hair in people with premature alopecia while preventing further hair loss (fallen hair).

This medicinal product is indicated for premature alopecia

RiUP X5 Charge is effective for hair loss or hair thinning of the following patterns:



*This product may not be effective for hair loss affecting areas larger than the above.

Contents Per 100 mL

Component	Amount	Action
Minoxidil	5.0 g	Prevents further hair loss while promoting hair growth and healthier hair.
Pyridoxine hydrochloride	0.05 g	Controls excessive secretion of sebum, which causes peroxides and dandruff, to keep the scalp healthy.
Tocopherol acetate	0.08 g	Prevents oxidation of sebum and promotes blood circulation to keep the scalp healthy.
<i>l</i> -Menthol	0.3 g	Prevents itching of the scalp and provides the scalp with a cooling sensation.
Diphenhydramine hydrochloride	0.1 g	Prevents itching of the scalp to keep the scalp healthy.
Glycyrrhetic acid	0.1 g	Reduces inflammation to keep the scalp healthy.
Hinokitiol	0.05 g	Kills bacteria to prevent dandruff and keep the scalp clean.
Panthenol	1.0 g	Nourishes the scalp and hair cells to keep the scalp healthy.

Additives: L-arginine, butylated hydroxytoluene, glycine, glycerol, vitamin C, phosphoric acid, ethanol, 1,3-butylene glycol

Usage/Dosage

For adult men (at least 20 years of age), apply 1 mL twice a day to areas of hair loss on the scalp.

Use only 1 mL each time, regardless of the extensiveness of hair loss. A volume of 1 mL is intended to sufficiently cover the entire scalp when applied and spread out. The bottle measures a 1-mL volume.

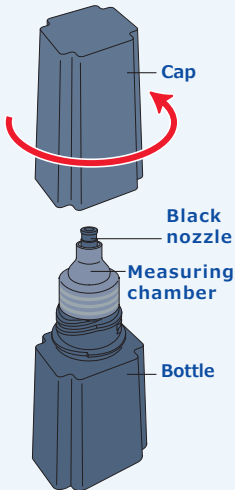
Precautions

- Using more than specified in the directions for dosage or administration, or using the product more frequently, does not affect the results. Strictly follow the specified dosage and administration. (Using more than the specified amount does not produce noticeably better results and is more likely to cause side effects.)
- Avoid contact with eyes. In case of contact, rinse with cold or lukewarm water immediately. If you experience severe symptoms, see an eye specialist.
- Touching the eyes or mucous membranes with hands containing the drug solution can cause irritation. Wash off any drug solution on your hands thoroughly.
- Avoid contact between the drug solution and objects that may be dissolved by alcohol (e.g., spectacle frames, chemical fibers).
- Do not use any hair styling product or hair spray after using RiUP X5 Charge.
- When using a hair coloring product, do not use RiUP X5 Charge before hair coloring is complete.

4 simple steps

1 Remove cap

Place the bottle in an **upright position** and slowly unscrew the cap.

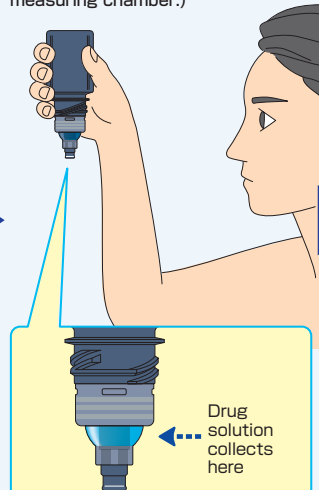


Do not remove the cap while the bottle is upside down or tilted.

(The drug solution will start to drip)

2 Turn bottle upside down

Turn the bottle **upside down** so that the black nozzle **faces downward** and wait about 3 seconds. (1 mL of the drug solution will collect in the measuring chamber.)



When slowly turning the bottle upside down, you will see the drug solution entering the measuring chamber.

*Blue represents the drug solution

3 Apply on scalp

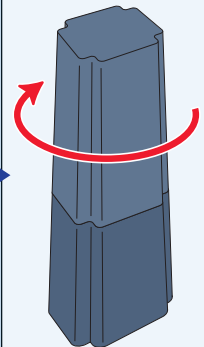
Firmly press the tip of the bottle **perpendicularly against your scalp**. Repeat the application by touching the bottle tip to your scalp at least 10 times.



Starting from the area of concern, apply the drug solution while leaving a space of 1 cm to 2 cm between each application. (The drug solution should be well spread out for it to work.)

4 Tighten the cap

When the drug solution stops flowing out, close the bottle **tightly** using the cap.



Turn the cap until it aligns with the bottle. (A loose cap will prevent the drug solution from collecting in the measuring chamber during the next use, even when the bottle is turned upside down)

Precautions for Storage and Handling

- 1** Replace the cap after use and store in a cool area away from direct sunlight and high or low temperatures.
- 2** Please store this product outside of the reach of children.
- 3** To prevent accidental ingestion and preserve product quality, do not transfer the drug solution to other containers.
- 4** Do not place near fire.
- 5** Do not use this product beyond its expiration date.



【Disclaimer on Multilingual OTC Product Information】

- This product is a pharmaceutical product approved under a Japanese law, the Law for Ensuring the Quality, Efficacy and Safety of Drugs and Medical Devices, with a view to its sale and use in Japan.
- Multilingual product information is a translation of the product labeling written in Japanese and provided for your information only. It does not warrant that its contents and the product itself conforms to laws and regulations in countries other than Japan.
- Multilingual product information is a tentative translation by the provider (or Our Company), and may be modified or altered without notice.
- The provider (or Our Company) assumes no responsibility for any occurred problem attributable to the contents of the multilingual product information.